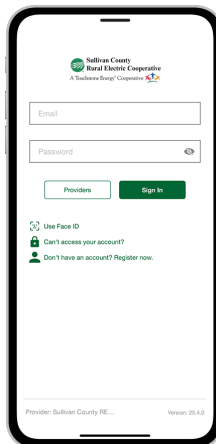


**STEP
1**



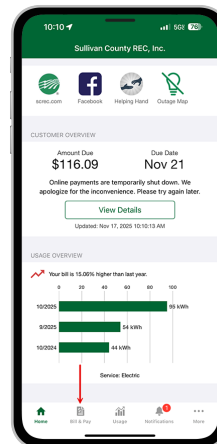
Open the **SmartHub** app on your mobile device.

**STEP
2**



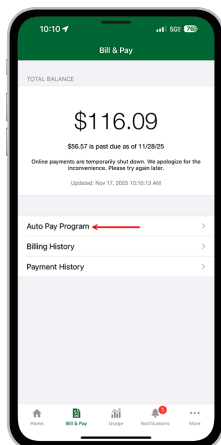
Sign in to your account using your email address and password you set up during registration.

**STEP
3**




From the home screen tap on the **Bill & Pay** button.

**STEP
4**



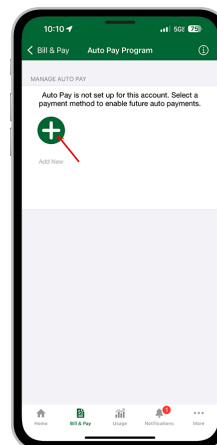
From the Bill & Pay screen, locate and tap on the **Auto Pay Program** menu.

**STEP
5**



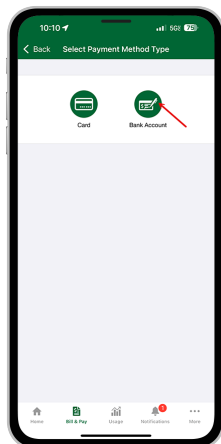
You will need to accept our **Terms & Conditions**. Tap the **Accept** button to continue.

**STEP
6**



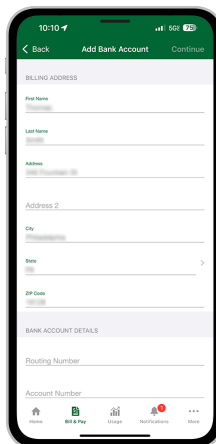
On the Auto Pay Program page, tap the **Add New** button.

**STEP
7**



Select a button to connect your **bank account** or **credit card**.

**STEP
8**



Follow the prompts on the next screen to finish the process.